

Henan Weiguo Intelligent Technology Co.,Ltd

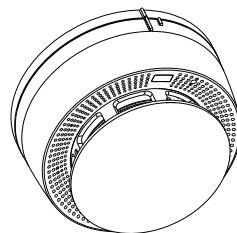
ADD: 169 Xuesong Road,National&HighTech Zone,
Zhengzhou 450001,Henan,China

TEL: +86-371-67169070 / 80

FAX: +86-371-67169090

JTY-GF-YB010 Independent Smoke Detector

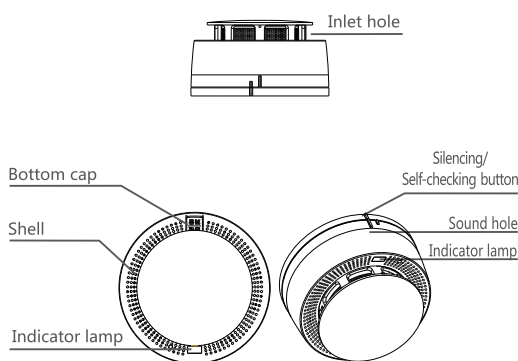
Product Manual



1 Summary

JTY-GF-YB010, an independent smoke detector with photoelectric which can detect the smoke in fire ground and timely send out the alarm signal.

2 Components of Structure



3 Technical Parameters

Power Supply	CR2 3.0VLi-ion
Battery	2400mAH
Battery Lifetime	5 years
Alarm Sound	> 85dB/3m
Temp	-10°C ~ +50°C ;
Hum	≤95% , No Condensation
Standard	comply with EN14604

4 Operation

a. Alarm function: When the smoke concentration reaches the preset limit, the device will continuously give sound of “di—di—di” and the indication light keep flashing in every 3 seconds. If the smoke concentration comes below the limit, it will resume to the normal working status.

b. Noise Muting function: When the device give audible and visual alarm, press the button, the device will become silent, only the indication light keep flashing. However, if the smoke concentration keeps always higher than the limit, the device shall give sound alarm again in 60 seconds after you press the button.


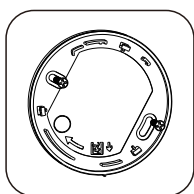
c. Normal working-condition reminding function: When the device in the normal working status, the indication light will give a short flash in every 300 seconds, this is to remind you that the device is in the working condition.

Failure warning function: If the device in fault condition, the device shall give sound of “di—di— “ in every 30 seconds and the yellow indication light start flashing.

5 Installation

Please install the smoke alarm to the places of which the smoke shall be easily sensed, normally we put it on the ceiling.

- a. Install the base: Install the base on the ceiling by using the screw(see picture 1)
- b. Install the smoke alarm: Firstly take the battery off, then insert the connector of the battery into the hole and put the battery again. Put the smoke alarm on the base and twirl it clockwise until it fit the base completely(see picture 2).



6 Attention

- a. Without install the battery or if battery voltage is too low, the device can't work properly
- b. Please test the alarm function in every half year so as to check if it can work properly
- c. Please install the device at least 1.5 meter above the ventilator and make sure no obstructions within 0.5 meter.
- d. The smoke alarm only has the alarming function, not able to put out a fire. So please use the fire extinguisher to put out the fire and escape immediately in case the fire happens.
- e. The battery can continuously work for 5 years if the battery capacity can reach 850 mAh. However, if the device frequently gives alarms, the battery life shall be shortened accordingly.
- f. Please avoid to install the device to such places: kitchen, bathroom or outdoor etc.
- g. For the clean or maintenance of the device, please contact our company